




**Ruth Miskin  
Training**



***Read Write Inc. Phonics*  
Parents' Meeting  
Listening to your child read**

# Read Write Inc

Children are grouped by their phonics level. Each half term teachers will assess and rearrange groups as needed. Children will only be given books that are decodable for them.



# Assessment 1 individual record



Pupil .....

Date .....

Set 1 Sounds Group A	m a s d t i n p g o c k u b f e
Set 1 Sounds Group B	l h r j v y w z x
Set 1 Sounds Group C	d-u-g ch-a-t t-e-n p-a-t t-i-n
Ditty Group	in am red bin yes
Red Group	ch ng nk qu sh th chip shop sunk that  fas gip guk rab
Green Group	flat pink help thick  plut dimp criff slom
Purple Group	with off thin will his them that have
Pink Group	ay ee igh ow oo oo tray creep sight blow  skay spoom smoff fleep lots black long this them went that stop
Orange Group	ar or air ir ou oy start horse stair house boy  norg ouf frb stoy rest smell soft play feel stay which about
Yellow Group	dorp pight clow thooB hoy nair ploun gart thing right night sleep boy quick little think know smart
Blue Group	me ea  me ure oi steab groit grafe stime doke vuke sneap shoop So Gretel sat on a stool... _____ words per minute (write the child's total here) _____ errors (keep a tally as the child reads)
Grey Group	ai oa aw ur er ire ear ure ew are ow joip zewn nair choag zaip frabe smipe snoke He reached up and put the jar of oil on the high shelf... _____ words per minute (write the child's total here) _____ errors (keep a tally as the child reads)
Literacy and Language Group Read Write Inc. Spelling	fleach tong strabe poisk sperk flide plude spove comfortable invisible operation tomorrow complained serious while remember beware enormous Once upon a time, there was a merchant... _____ words per minute (write the child's total here) _____ errors (keep a tally as the child reads)

# Colour coded books

Children will bring the book home that they have been reading at school. It is important that they read at home every day.



# Re-reading the same book

---

Accuracy

Fluency

Comprehension

Read and enjoy at home

# English alphabetic code

































---

- 44 sounds
- 26 letters
- Over 150+ graphemes (letter combinations)

One of the most complex alphabetic codes in the world.

Read Write Inc splits these into Set 1, Set 2 and Set 3 sounds. A digraph is called a 'special friend'.

## Set 1 Sounds

m	a	s	d	t	i	n
						
p	g	o	c	k	ck	u
						
b	f	e	l	h	sh	r
						
j	v	y	w	th	z	ch
						
qu	x	ng	nk			
						

## Set 2 Sounds

ay	ee	igh	ow	oo	oo
					
or	ar	air	ir	ou	oy
					

## Set 3 Sounds

ea	oi	a-e	i-e	o-e
				
cup of tea	spoil the boy	make a cake	rice smile	phone home
u-e	aw	are	ur	er
				
huge brute	spook at dawn	race and share	year for a year	better letter
ow	ai	oa	ew	ire
				
britain cow	mail in the rain	goat in a boat	chase the mice	ice, ice!
ear	ure	tion	cloud	cloud
				
hear with your ear	race it's pure	my attention it's a distraction	whump! cloud	delicious!

# Activity 1: Speed Sounds

## Speed sounds

**Consonants** *Say the pure sounds (do not add 'uh').*

f ff	l ll	m	n	r	s	v	z s	sh	th	ng nk		
b	c k ck	d	g	h	j	p	qu	t	w wh	x	y	ch tch

**Vowels** *Say the sounds in and out of order.*

at	hen	in	on	up	day	see	high	blow	zoo
----	-----	----	----	----	-----	-----	------	------	-----

*Each box contains one sound but sometimes more than one grapheme. Focus graphemes are circled.*



# Orally blending before reading green words

---



# Activity 2: Green and red words

---

## Green words

*Read in Fred Talk (sounds).*

ship peg leg hen pet box grab  
off will fix his that is

## Red words

he said no my I

# 'Special Friends', 'Fred Talk', read the word

1.4

ship



## Black Hat Bob

Black Hat Bob  
is on his ship.

This is his peg leg.



# Red Words

---

I

said

This is Red Hat Rob.



“I will grab that cash box,” he said.

## Activity 3: Read the story

---

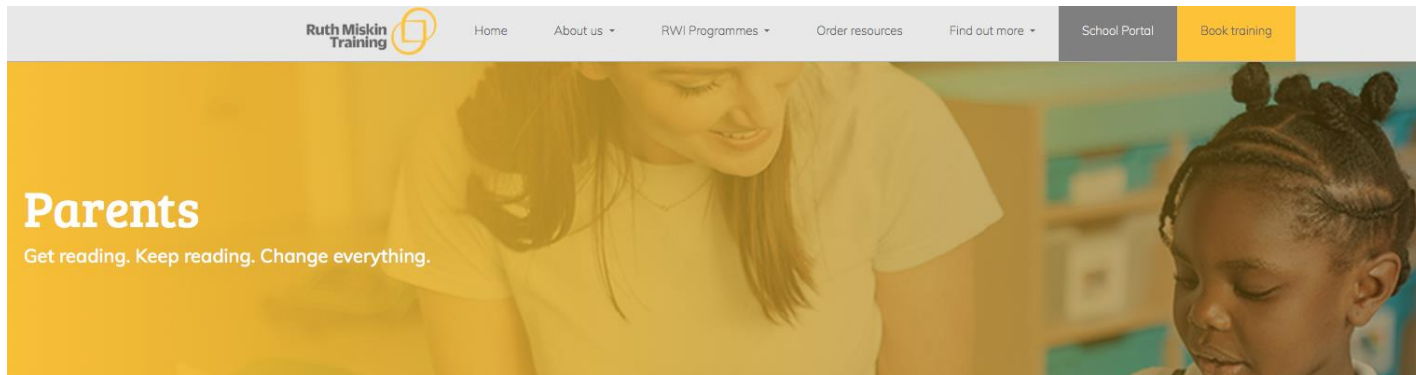
"Get off **my** ship!" **said** Black Hat Bob.

"**No,**" **said** Red Hat Rob.

"**I** will not."



# Free Video Tutorials (ruthmiskin.com)

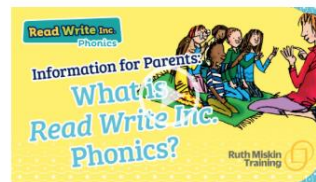
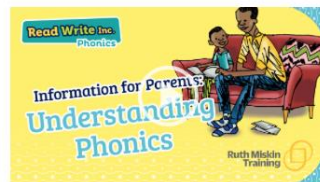


## ***Read Write Inc. Phonics – information for parents***

Our films show how we teach children to read and write with Read Write Inc. Phonics.

If your child is in a Read Write Inc. school or if you have bought a parent pack, the films will help you and your child practise together at home.

If you have a question for us, please get in touch via our [Facebook](#) and [Twitter](#) pages.

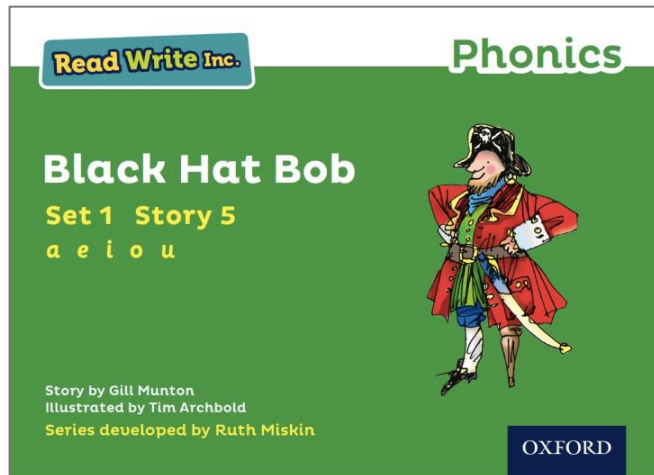


# Point and sweep (not yellow, blue or grey)



# After the third read...

---



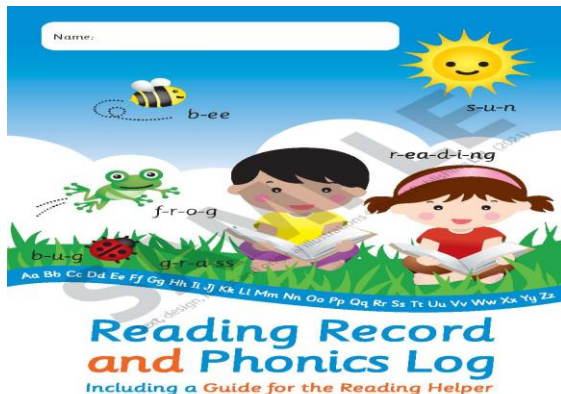
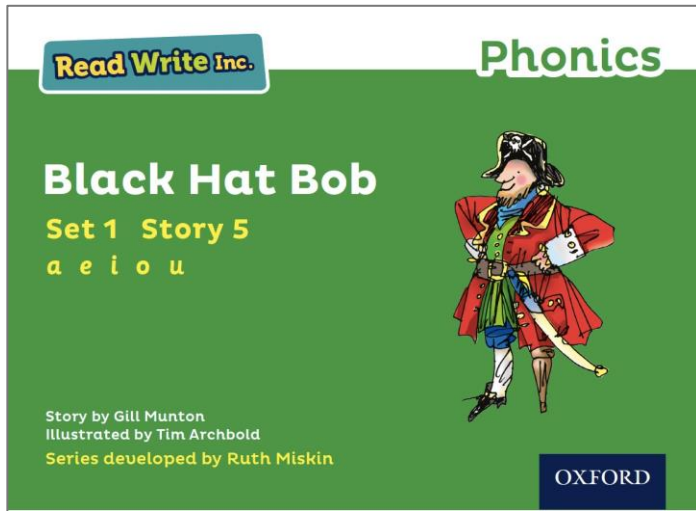
Please ensure the book is always left in your child's book bag to ensure it is not lost or damaged. This will need to be in school every day.

A small fee of £3 will be charged for damaged or lost books to cover the cost of a replacement.






# Which books will children bring home?



Please record each time you listen to your child read their book. It is important that your child reads the book and you listen. If your child struggles with a word, ask them to use their Fred Talk.

# Book Bag Books – 1 or 2

- Extra reading practice at home
- Uniquely matched to the *Read Write Inc. Phonics Storybooks*.
- Reinforce children's learning of phonics at the appropriate level.
- Helps to make even faster progress in reading.



# What can you do?

---

- Listen to your child read the same Storybook again and again. At least once a day.
- Encourage them to use 'Special Friends', 'Fred Talk', 'read the word'
- Discuss the story and encourage their storyteller voice.
- Help your child to sound out the letters in words and then 'point and sweep' the sounds together to make a whole word. **Please do not refer to the letters by their names.**
- Help your child to focus on the 'pure' sounds. You can hear how to say the sounds correctly by searching on YouTube for 'Read Write Inc. Phonemes Pronunciation Guide'.

## Online resources available

---

Ruth Miskin Parents' Page:

<http://www.ruthmiskin.com/en/parents/>

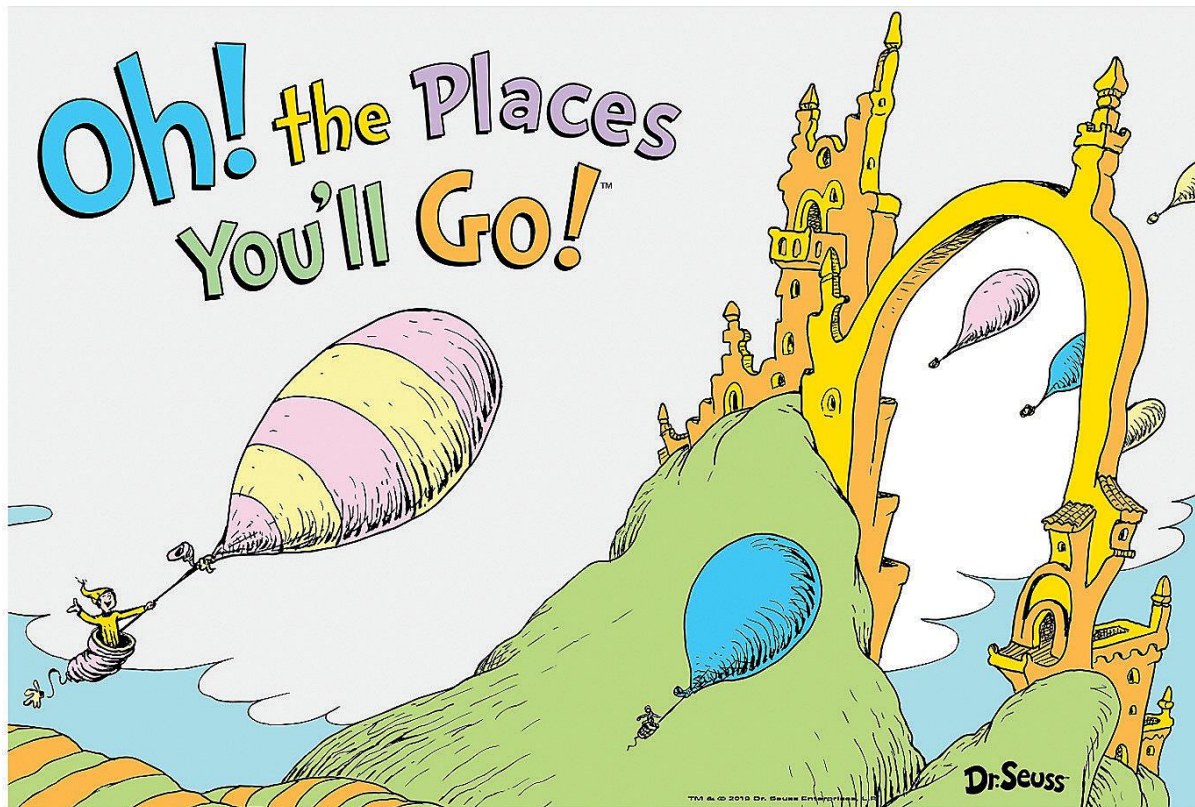
Ruth Miskin Facebook:

<https://www.facebook.com/miskin.education>

Free e-books for home reading:

<http://www.oxfordowl.co.uk/Reading/>

The more that you **read**, the more things you will **know**. The more that you **learn**, the more **places you'll go!**



Dr. Seuss

# Any other questions

---

Q&A